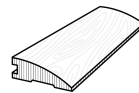



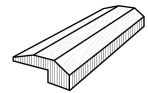
STYLE NUMBER	AE212
CONSTRUCTION	Engineered
SPECIES	Maple
WIDTH	4.94"
LENGTH	Random lengths up to 58.25"
THICKNESS	1/2"
FINISH	Luster-Lock Ultra
SQFT PER CARTON	27.58 sq ft
SQFT PER PALLET	992.88 sq ft
EDGE PROFILE	Scraped
SURFACE TEXTURE	Heavy Scraped
INSTALLATION METHODS	Nail, Staple, Glue, Floating
INSTALLATION GRADE	Above, On, Below
COLOR VARIATION	Moderate
LIGHT SENSITIVITY	No
GLOSS LEVEL	20%
COUNTRY OF ORIGIN	US



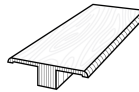
ARH12
Flush Reducer



ASH12
Flush Stairnose



ATHH2
Threshold | Carpet
Reducer



AATMH
T-Molding



AAQTR
Quarter Round

Trim Pieces length: . Due to the natural characteristics of wood, **moldings are intended to coordinate** instead of match. Trim images are for illustration purposes only. Actual dimensions will vary. Contact the Shaw Information Center for additional details: 800-441-7429.